




---

# LKF ČEMPIONATAS

---

## MICRO



LKF ČEMPIONATAS, 4 ETAPAS

06/08/2017, VILNIUS



LIETUVOS  
KARTINGO  
FEDERACIJA

## LKF ČEMPIONATAS, 4 ETAPAS

06 / 08 / 2017, VILNIUS

## DALYVIŲ SĄRAŠAS

NR.	KOMANDA	ŠALIS	VAIRUOTOJAS	ŠALIS
<b>MICRO</b>				<b>( 7 )</b>
110	PASKE Racing	LTU	Markas USEVIČIUS	LTU
111	PILĖNAI	LTU	Laurynas ŽADEIKA	LTU
115	ARTKART	LTU	Dominykas VINOGRODSKIS	LTU
126	LENKTYNIŲ Linija	LTU	Tomas RUDOKAS	LTU
143	LENKTYNIŲ Linija	LTU	Simas VERŠICKAS	LTU
177	ITTL	LTU	Edgaras KELMAS	LTU
188	ITTL	LTU	Aleksander SLITERIS	LTU
<b>MICRO (nejsk.)</b>				<b>( 8 )</b>
139	LENKTYNIŲ Linija	LTU	Titas PEČKUS	LTU



LIETUVOS  
KARTINGO  
FEDERACIJA



LIETUVOS  
AUTOMOBILIŲ  
SPORTO  
FEDERACIJA

**PLYTINĖS  
KARTODROMAS**

LIETUVOS KARTINGO FEDERACIJOS ČEMPIONATAS, 2017  
LITHUANIAN KARTING FEDERATION CHAMPIONSHIP, 2017

## LKF IV etapas Vilnius

Sorted on Best Lap time

Micro

Plytinės kartodromas 0,710 Km

Oficialios treniruotės / Official Practice

2017-08-06 09:50

Practice (15:00 Time)

Pos	No.	Team	Name	Nat	Laps	Diff	Gap	Best Tm	In Lap	Points
<b>MICRO</b>										
1	111	PILĖNAI	Laurynas ŽADEIKA	LTU	9	-	-	45.946	7	0
2	143	LENKTYNIŲ Linija	Simas VERŠICKAS	LTU	15	+1.698	+1.698	47.644	11	0
3	126	LENKTYNIŲ Linija	Tomas RUDOKAS	LTU	17	+2.356	+0.658	48.302	16	0
4	115	ARTKART	Dominykas VINOGRODSKIS	LTU	17	+3.326	+0.970	49.272	10	0
5	110	PASKE Racing	Markas USEVIČIUS	LTU	13	+5.174	+1.848	51.120	11	0
6	177	ITTL	Edgaras KELMAS	LTU	0	-	-	-.----	0	0
7	188	ITTL	Aleksander SLITERIS	LTU	0	-	-	-.----	0	0
<b>MICRO (neisk)</b>										
1	139	LENKTYNIŲ Linija	Titas PEČKUS	LTU	14	-	-	55.616	14	0

**LKF IV etapas Vilnius**

Micro

Plytinės kartodromas 0,710 Km

Oficialios treniruotės / Official Practice

2017-08-06 09:50

Practice (15:00 Time)

Lap	Lap Tm	Diff	Time of Day
<b>(111) Laurynas ŽADEIKA</b>			
1	<b>47.666</b>	+1.720	9:52:34.395
2	<b>51.695</b>	+5.749	9:53:26.090
3	<b>46.985</b>	+1.039	9:54:13.075
4	<b>48.792</b>	+2.846	9:55:01.867
5	<b>46.876</b>	+0.930	9:55:48.743
6	<b>46.441</b>	+0.495	9:56:35.184
7	<b>45.946</b>	-	9:57:21.130
8	<b>46.567</b>	+0.621	9:58:07.697
9	<b>46.719</b>	+0.773	9:58:54.416

Lap	Lap Tm	Diff	Time of Day
<b>(143) Simas VERŠICKAS</b>			
1	<b>51.106</b>	+3.462	9:52:52.527
2	<b>50.160</b>	+2.516	9:53:42.687
3	<b>53.704</b>	+6.060	9:54:36.391
4	<b>48.329</b>	+0.685	9:55:24.720
5	<b>47.764</b>	+0.120	9:56:12.484
6	<b>48.577</b>	+0.933	9:57:01.061
7	<b>55.336</b>	+7.692	9:57:56.397
8	<b>50.246</b>	+2.602	9:58:46.643
9	<b>47.807</b>	+0.163	9:59:34.450
10	<b>56.443</b>	+8.799	10:00:30.893
11	<b>47.644</b>	-	10:01:18.537
12	<b>47.920</b>	+0.276	10:02:06.457
13	<b>47.679</b>	+0.035	10:02:54.136
14	<b>50.308</b>	+2.664	10:03:44.444
15	<b>49.174</b>	+1.530	10:04:33.618

Lap	Lap Tm	Diff	Time of Day
<b>(126) Tomas RUDOKAS</b>			
1	<b>50.604</b>	+2.302	9:52:51.938
2	<b>49.875</b>	+1.573	9:53:41.813
3	<b>49.344</b>	+1.042	9:54:31.157
4	<b>49.156</b>	+0.854	9:55:20.313
5	<b>49.416</b>	+1.114	9:56:09.729
6	<b>48.930</b>	+0.628	9:56:58.659
7	<b>48.632</b>	+0.330	9:57:47.291
8	<b>48.697</b>	+0.395	9:58:35.988
9	<b>49.054</b>	+0.752	9:59:25.042
10	<b>48.955</b>	+0.653	10:00:13.997
11	<b>48.679</b>	+0.377	10:01:02.676
12	<b>48.491</b>	+0.189	10:01:51.167
13	<b>48.371</b>	+0.069	10:02:39.538
14	<b>48.538</b>	+0.236	10:03:28.076
15	<b>48.567</b>	+0.265	10:04:16.643
16	<b>48.302</b>	-	10:05:04.945
17	<b>48.376</b>	+0.074	10:05:53.321

Lap	Lap Tm	Diff	Time of Day
<b>(115) Dominykas VINOGRODSKIS</b>			
1	<b>51.134</b>	+1.862	9:52:51.218
2	<b>51.127</b>	+1.855	9:53:42.345
3	<b>50.540</b>	+1.268	9:54:32.885
4	<b>49.548</b>	+0.276	9:55:22.433
5	<b>50.331</b>	+1.059	9:56:12.764
6	<b>51.476</b>	+2.204	9:57:04.240
7	<b>50.446</b>	+1.174	9:57:54.686
8	<b>50.129</b>	+0.857	9:58:44.815
9	<b>50.380</b>	+1.108	9:59:35.195
10	<b>49.272</b>	-	10:00:24.467
11	<b>49.784</b>	+0.512	10:01:14.251
12	<b>49.353</b>	+0.081	10:02:03.604
13	<b>50.223</b>	+0.951	10:02:53.827
14	<b>50.431</b>	+1.159	10:03:44.258
15	<b>49.970</b>	+0.698	10:04:34.228
16	<b>49.726</b>	+0.454	10:05:23.954
17	<b>49.865</b>	+0.593	10:06:13.819

Lap	Lap Tm	Diff	Time of Day
<b>(110) Markas USEVIČIUS</b>			
1	<b>1:03.031</b>	+11.911	9:53:11.459
2	<b>57.226</b>	+6.106	9:54:08.685
3	<b>52.956</b>	+1.836	9:55:01.641
4	<b>59.263</b>	+8.143	9:56:00.904
5	<b>53.611</b>	+2.491	9:56:54.515
6	<b>59.930</b>	+8.810	9:57:54.445
7	<b>53.057</b>	+1.937	9:58:47.502
8	<b>58.879</b>	+7.759	9:59:46.381
9	<b>53.540</b>	+2.420	10:00:39.921
10	<b>51.366</b>	+0.246	10:01:31.287
11	<b>51.120</b>	-	10:02:22.407
12	<b>59.530</b>	+8.410	10:03:21.937
13	<b>56.755</b>	+5.635	10:04:18.692

Lap	Lap Tm	Diff	Time of Day
<b>(139) Titas PEČKUS</b>			
1	<b>1:01.617</b>	+6.001	9:53:10.162
2	<b>58.511</b>	+2.895	9:54:08.673
3	<b>1:00.030</b>	+4.414	9:55:08.703
4	<b>59.387</b>	+3.771	9:56:08.090
5	<b>59.095</b>	+3.479	9:57:07.185
6	<b>58.206</b>	+2.590	9:58:05.391
7	<b>57.009</b>	+1.393	9:59:02.400
8	<b>56.632</b>	+1.016	9:59:59.032
9	<b>56.614</b>	+0.998	10:00:55.646
10	<b>56.563</b>	+0.947	10:01:52.209
11	<b>56.216</b>	+0.600	10:02:48.425
12	<b>57.024</b>	+1.408	10:03:45.449
13	<b>56.298</b>	+0.682	10:04:41.747
14	<b>55.616</b>	-	10:05:37.363

**LKF IV etapas Vilnius****Sorted on Best Lap time**

Micro

Plytinės kartodromas 0,710 Km

Kvalifikacija / Qualifying

2017-08-06 11:15

Qualify (15:00 Time)

Pos	No.	Team	Name	Nat	Laps	Diff	Gap	Best Tm	In Lap	Points
<b>MICRO</b>										
1	111	PILĖNAI	Laurynas ŽADEIKA	LTU	15	-	-	41.022	10	0
2	110	PASKE Racing	Markas USEVIČIUS	LTU	13	+0.066	+0.066	41.088	13	0
3	115	ARTKART	Dominykas VINOGRODSKIS	LTU	20	+0.168	+0.102	41.190	19	0
4	126	LENKTYNIŲ Linija	Tomas RUDOKAS	LTU	18	+0.385	+0.217	41.407	18	0
5	143	LENKTYNIŲ Linija	Simas VERŠICKAS	LTU	6	+1.070	+0.685	42.092	3	0
6	177	ITTL	Edgaras KELMAS	LTU	0	-	-	-.----	0	0
7	188	ITTL	Aleksander SLITERIS	LTU	0	-	-	-.----	0	0
<b>MICRO (neisk)</b>										
1	139	LENKTYNIŲ Linija	Titas PEČKUS	LTU	16	-	-	49.882	14	0



## LKF IV etapas Vilnius

Micro

Plytinės kartodromas 0,710 Km

Kvalifikacija / Qualifying

2017-08-06 11:15

Qualify (15:00 Time)

Lap	Lap Tm	Diff	Time of Day
<b>(111) Laurynas ŽADEIKA</b>			
1	<b>50.920</b>	+9.898	11:16:31.298
2	<b>42.392</b>	+1.370	11:17:13.690
3	<b>50.672</b>	+9.650	11:18:04.362
4	<b>41.726</b>	+0.704	11:18:46.088
5	<b>42.180</b>	+1.158	11:19:28.268
6	<b>41.748</b>	+0.726	11:20:10.016
7	<b>41.770</b>	+0.748	11:20:51.786
8	<b>42.194</b>	+1.172	11:21:33.980
9	<b>44.182</b>	+3.160	11:22:18.162
10	<b>41.022</b>	-	11:22:59.184
11	<b>41.482</b>	+0.460	11:23:40.666
12	<b>46.892</b>	+5.870	11:24:27.558
13	<b>42.178</b>	+1.156	11:25:09.736
14	<b>42.085</b>	+1.063	11:25:51.821
15	<b>41.839</b>	+0.817	11:26:33.660

Lap	Lap Tm	Diff	Time of Day
<b>(110) Markas USEVIČIUS</b>			
1	<b>44.140</b>	+3.052	11:16:33.322
2	<b>42.788</b>	+1.700	11:17:16.110
3	<b>42.518</b>	+1.430	11:17:58.628
4	<b>42.379</b>	+1.291	11:18:41.007
5	<b>42.435</b>	+1.347	11:19:23.442
6	<b>42.090</b>	+1.002	11:20:05.532
7	<b>43.898</b>	+2.810	11:20:49.430
8	<b>42.971</b>	+1.883	11:21:32.401
9	<b>45.278</b>	+4.190	11:22:17.679
10	<b>41.318</b>	+0.230	11:22:58.997
11	<b>41.330</b>	+0.242	11:23:40.327
12	<b>41.181</b>	+0.093	11:24:21.508
13	<b>41.088</b>	-	11:25:02.596

Lap	Lap Tm	Diff	Time of Day
<b>(115) Dominykas VINOGRODSKIS</b>			
1	<b>43.753</b>	+2.563	11:16:27.378
2	<b>43.495</b>	+2.305	11:17:10.873
3	<b>42.914</b>	+1.724	11:17:53.787
4	<b>44.385</b>	+3.195	11:18:38.172
5	<b>42.702</b>	+1.512	11:19:20.874
6	<b>42.124</b>	+0.934	11:20:02.998
7	<b>47.148</b>	+5.958	11:20:50.146
8	<b>42.838</b>	+1.648	11:21:32.984
9	<b>45.742</b>	+4.552	11:22:18.726
10	<b>42.156</b>	+0.966	11:23:00.882
11	<b>42.386</b>	+1.196	11:23:43.268
12	<b>42.977</b>	+1.787	11:24:26.245
13	<b>42.615</b>	+1.425	11:25:08.860
14	<b>42.737</b>	+1.547	11:25:51.597
15	<b>41.795</b>	+0.605	11:26:33.392
16	<b>41.830</b>	+0.640	11:27:15.222
17	<b>41.438</b>	+0.248	11:27:56.660
18	<b>41.578</b>	+0.388	11:28:38.238
19	<b>41.190</b>	-	11:29:19.428
20	<b>41.681</b>	+0.491	11:30:01.109

Lap	Lap Tm	Diff	Time of Day
<b>(126) Tomas RUDOKAS</b>			
1	<b>43.822</b>	+2.415	11:16:27.770
2	<b>45.634</b>	+4.227	11:17:13.404
3	<b>42.713</b>	+1.306	11:17:56.117
4	<b>42.966</b>	+1.559	11:18:39.083
5	<b>42.648</b>	+1.241	11:19:21.731
6	<b>41.888</b>	+0.481	11:20:03.619
7	<b>45.117</b>	+3.710	11:20:48.736
8	<b>43.258</b>	+1.851	11:21:31.994
9	<b>43.033</b>	+1.626	11:22:15.027
10	<b>42.534</b>	+1.127	11:22:57.561

Lap	Lap Tm	Diff	Time of Day
11	<b>41.616</b>	+0.209	11:23:39.177
12	<b>41.517</b>	+0.110	11:24:20.694
13	<b>41.968</b>	+0.561	11:25:02.662
14	<b>46.154</b>	+4.747	11:25:48.816
15	<b>41.614</b>	+0.207	11:26:30.430
16	<b>41.518</b>	+0.111	11:27:11.948
17	<b>41.671</b>	+0.264	11:27:53.619
18	<b>41.407</b>	-	11:28:35.026

Lap	Lap Tm	Diff	Time of Day
<b>(143) Simas VERŠICKAS</b>			
1	<b>43.768</b>	+1.676	11:16:29.738
2	<b>43.290</b>	+1.198	11:17:13.028
3	<b>42.092</b>	-	11:17:55.120
4	<b>43.507</b>	+1.415	11:18:38.627
5	<b>42.561</b>	+0.469	11:19:21.188
6	<b>42.104</b>	+0.012	11:20:03.292

Lap	Lap Tm	Diff	Time of Day
<b>(139) Titas PEČKUS</b>			
1	<b>53.144</b>	+3.262	11:16:55.007
2	<b>52.446</b>	+2.564	11:17:47.453
3	<b>53.139</b>	+3.257	11:18:40.592
4	<b>52.575</b>	+2.693	11:19:33.167
5	<b>52.339</b>	+2.457	11:20:25.506
6	<b>1:01.488</b>	+11.606	11:21:26.994
7	<b>55.894</b>	+6.012	11:22:22.888
8	<b>52.710</b>	+2.828	11:23:15.598
9	<b>52.317</b>	+2.435	11:24:07.915
10	<b>52.021</b>	+2.139	11:24:59.936
11	<b>52.145</b>	+2.263	11:25:52.081
12	<b>51.026</b>	+1.144	11:26:43.107
13	<b>51.685</b>	+1.803	11:27:34.792
14	<b>49.882</b>	-	11:28:24.674
15	<b>53.536</b>	+3.654	11:29:18.210
16	<b>51.671</b>	+1.789	11:30:09.881



## LKF IV etapas Vilnius


Micro

Plytinės kartodromas 0,710 Km

Pusfinalis / Semifinal

2017-08-06 12:40

Race (12 Laps)



**2**

[110] **Markas USEVIČIUS**  
[41.088]

**4**

[126] **Tomas RUDOKAS**  
[41.407]

**6**

[139] **Titas PEČKUS**  
[49.882]

**8**

[188] **Aleksander SLITERIS**  
[-.---]

**1**

[111] **Laurynas ŽADEIKA**  
[41.022]

**3**

[115] **Dominykas VINOGRODSKIS**  
[41.190]

**5**

[143] **Simas VERŠICKAS**  
[42.092]

**7**

[177] **Edgaras KELMAS**  
[-.---]

1

2

3

4



LIETUVOS  
KARTINGO  
FEDERACIJA



LIETUVOS  
AUTOMOBILIŲ  
SPORTO  
FEDERACIJA

**PLYTINĖS  
KARTODROMAS**

LIETUVOS KARTINGO FEDERACIJOS ČEMPIONATAS, 2017  
LITHUANIAN KARTING FEDERATION CHAMPIONSHIP, 2017

## LKF IV etapas Vilnius

Sorted on Laps

Micro	Plytinės kartodromas 0,710 Km	
Pusfinalis / Semifinal	2017-08-06 12:40	
Race (12 Laps)		

Pos	No.	Team	Name	Nat	Laps	Diff	Gap	Best Tm	In Lap	Points
<b>MICRO</b>										
1	111	PILĖNAI	Laurynas ŽADEIKA	LTU	12	-	-	46.088	12	15
2	126	LENKTYNIŲ Linija	Tomas RUDOKAS	LTU	12	+16.344	+16.344	47.998	11	12
3	143	LENKTYNIŲ Linija	Simas VERŠICKAS	LTU	12	+27.540	+11.196	47.224	10	10
4	115	ARTKART	Dominykas VINOGRODSKIS	LTU	12	+37.892	+10.352	49.338	11	9
5	110	PASKE Racing	Markas USEVIČIUS	LTU	12	+49.656	+11.764	48.852	8	8
6	177	ITTL	Edgaras KELMAS	LTU	0	-	-	-.----	0	0
7	188	ITTL	Aleksander SLITERIS	LTU	0	-	-	-.----	0	0

### MICRO (neisk)

1	139	LENKTYNIŲ Linija	Titas PEČKUS	LTU	11	-	-	52.364	6	0
---	-----	------------------	--------------	-----	----	---	---	--------	---	---

Margin of Victory	Avg. Speed	Best Lap Tm	Best Spd	Best Lap by
+16.344	51,121	46.088	55,459	[111] Laurynas ŽADEIKA

Printed: 2017-08-06 15:10:55

Licensed to: Lithuanian Karting Federation

V.Šlėderienė

Rezultatai gyvai:  
<https://www.race-monitor.com/Live>

Orbits 3

[www.amb-it.com](http://www.amb-it.com)  
[www.mylaps.com](http://www.mylaps.com)

J. Vazgys





## LKF IV etapas Vilnius

Micro

Plytinės kartodromas 0,710 Km

Pusfinalis / Semifinal

2017-08-06 12:40

Race (12 Laps)

Lap	Lap Tm	Diff	Time of Day
(111) Laurynas ŽAIDEIKA			
1	<b>1:21.333</b>	+35.245	12:46:27.138
2	<b>47.994</b>	+1.906	12:47:15.132
3	<b>47.927</b>	+1.839	12:48:03.059
4	<b>47.407</b>	+1.319	12:48:50.466
5	<b>47.194</b>	+1.106	12:49:37.660
6	<b>46.745</b>	+0.657	12:50:24.405
7	<b>46.465</b>	+0.377	12:51:10.870
8	<b>47.315</b>	+1.227	12:51:58.185
9	<b>46.797</b>	+0.709	12:52:44.982
10	<b>47.477</b>	+1.389	12:53:32.459
11	<b>47.246</b>	+1.158	12:54:19.705
12	<b>46.088</b>	-	12:55:05.793

(126) Tomas RUDOKAS			
1	<b>1:20.703</b>	+32.705	12:46:27.643
2	<b>50.918</b>	+2.920	12:47:18.561
3	<b>48.840</b>	+0.842	12:48:07.401
4	<b>48.368</b>	+0.370	12:48:55.769
5	<b>48.539</b>	+0.541	12:49:44.308
6	<b>48.205</b>	+0.207	12:50:32.513
7	<b>48.081</b>	+0.083	12:51:20.594
8	<b>48.414</b>	+0.416	12:52:09.008
9	<b>48.123</b>	+0.125	12:52:57.131
10	<b>48.425</b>	+0.427	12:53:45.556
11	<b>47.998</b>	-	12:54:33.554
12	<b>48.583</b>	+0.585	12:55:22.137

(143) Simas VERŠICKAS			
1	<b>1:20.925</b>	+33.701	12:46:27.893
2	<b>49.880</b>	+2.656	12:47:17.773
3	<b>57.782</b>	+10.558	12:48:15.555
4	<b>48.486</b>	+1.262	12:49:04.041
5	<b>48.008</b>	+0.784	12:49:52.049
6	<b>48.041</b>	+0.817	12:50:40.090
7	<b>47.880</b>	+0.656	12:51:27.970
8	<b>47.399</b>	+0.175	12:52:15.369
9	<b>47.842</b>	+0.618	12:53:03.211
10	<b>47.224</b>	-	12:53:50.435
11	<b>55.077</b>	+7.853	12:54:45.512
12	<b>47.821</b>	+0.597	12:55:33.333

(115) Dominykas VINOGRODSKIS			
1	<b>1:20.788</b>	+31.450	12:46:27.458
2	<b>50.104</b>	+0.766	12:47:17.562
3	<b>58.249</b>	+8.911	12:48:15.811
4	<b>49.700</b>	+0.362	12:49:05.511
5	<b>49.554</b>	+0.216	12:49:55.065
6	<b>49.688</b>	+0.350	12:50:44.753
7	<b>49.774</b>	+0.436	12:51:34.527
8	<b>50.619</b>	+1.281	12:52:25.146
9	<b>49.685</b>	+0.347	12:53:14.831
10	<b>49.791</b>	+0.453	12:54:04.622
11	<b>49.338</b>	-	12:54:53.960
12	<b>49.725</b>	+0.387	12:55:43.685

(110) Markas USEVIČIUS			
1	<b>1:20.146</b>	+31.294	12:46:27.314
2	<b>56.529</b>	+7.677	12:47:23.843
3	<b>57.809</b>	+8.957	12:48:21.652
4	<b>51.093</b>	+2.241	12:49:12.745
5	<b>49.512</b>	+0.660	12:50:02.257
6	<b>49.502</b>	+0.650	12:50:51.759
7	<b>49.631</b>	+0.779	12:51:41.390
8	<b>48.852</b>	-	12:52:30.242

Lap	Lap Tm	Diff	Time of Day
9	<b>49.580</b>	+0.728	12:53:19.822
10	<b>49.988</b>	+1.136	12:54:09.810
11	<b>54.529</b>	+5.677	12:55:04.339
12	<b>51.110</b>	+2.258	12:55:55.449

(139) Titas PEČKUS			
1	<b>1:19.495</b>	+27.131	12:46:28.345
2	<b>53.544</b>	+1.180	12:47:21.889
3	<b>53.722</b>	+1.358	12:48:15.611
4	<b>53.991</b>	+1.627	12:49:09.602
5	<b>53.132</b>	+0.768	12:50:02.734
6	<b>52.364</b>	-	12:50:55.098
7	<b>53.370</b>	+1.006	12:51:48.468
8	<b>52.929</b>	+0.565	12:52:41.397
9	<b>55.643</b>	+3.279	12:53:37.040
10	<b>55.558</b>	+3.194	12:54:32.598
11	<b>55.623</b>	+3.259	12:55:28.221

Lap	Lap Tm	Diff	Time of Day
-----	--------	------	-------------



## LKF IV etapas Vilnius


Micro

Plytinės kartodromas 0,710 Km

Finalas / Final

2017-08-06 14:00

Race (18 Laps)



**2**

[126] Tomas RUDOKAS

[12]

**4**

[115] Dominykas VINOGRODSKIS

[12]

**6**

[139] Titas PEČKUS

[11]

**8**

[188] Aleksander SLITERIS

[0]

**1**

[111] Laurynas ŽADEIKA

[12]

**3**

[143] Simas VERŠICKAS

[12]

**5**

[110] Markas USEVIČIUS

[12]

**7**

[177] Edgaras KELMAS

[0]

1

2

3

4



LIETUVOS  
KARTINGO  
FEDERACIJA



LIETUVOS  
AUTOMOBILIŲ  
SPORTO  
FEDERACIJA

**PLYTINĖS  
KARTODROMAS**

LIETUVOS KARTINGO FEDERACIJOS ČEMPIONATAS, 2017  
LITHUANIAN KARTING FEDERATION CHAMPIONSHIP, 2017

## LKF IV etapas Vilnius

Sorted on Laps

Micro	Plytinės kartodromas 0,710 Km
Finalas / Final	2017-08-06 14:00
Race (18 Laps)	

Pos	No.	Team	Name	Nat	Laps	Diff	Gap	Best Tm	In Lap	Points
<b>MICRO</b>										
1	126	LENKTYNIŲ Linija	Tomas RUDOKAS	LTU	18	-	-	37.575	16	30
2	111	PILĖNAI	Laurynas ŽADEIKA	LTU	18	+12.508	+12.508	38.459	12	24
3	143	LENKTYNIŲ Linija	Simas VERŠICKAS	LTU	18	+12.653	+0.145	38.428	13	20
4	115	ARTKART	Dominykas VINOGRODSKIS	LTU	18	+22.090	+9.437	39.226	12	18
5	110	PASKE Racing	Markas USEVIČIUS	LTU	18	+22.293	+0.203	38.837	12	16
6	177	ITTL	Edgaras KELMAS	LTU	0	-	-	-.---	0	0
DQ	188	ITTL	Aleksander SLITERIS	LTU	18	-	-	37.760	12	0

### MICRO (neisk)

1	139	LENKTYNIŲ Linija	Titas PEČKUS	LTU	14	-	-	46.080	11	0
---	-----	------------------	--------------	-----	----	---	---	--------	----	---

### Announcements

#188 Aleksander SLITERIS: Rezultatų anuliavimas, Tech. reikalavimų neatitikimas

Margin of Victory	Avg. Speed	Best Lap Tm	Best Spd	Best Lap by
+12.508	70,037	37.575	68,024	[126] Tomas RUDOKAS

Printed: 2017-08-06 15:11:57

Licensed to: Lithuanian Karting Federation

V.Šlėderienė

Rezultatai gyvai:  
<https://www.race-monitor.com/Live>

Orbits 3  
[www.amb-it.com](http://www.amb-it.com)  
[www.mylaps.com](http://www.mylaps.com)

J. Vazgys



2017  
LKF ČEMPIONATAS, 4 ETAPAS

## SPRENDIMAS

<b>Nuo</b>	Varžybų komisaro	<b>Dokumentas</b>	6
<b>Kam</b>	Komandos atstovui ITTL	<b>Data</b>	06/08/2017
		<b>Laikas</b>	14:18

Varžybų Komisaras, gavęs pranešimą iš Techninio Komisaro, nusprendė, kad buvo pažeistos Techninių reikalavimų Taisyklės. Skiriama bauda ir pažeidėjas nurodyti žemiau.

<b>Start. Nr.</b>	188
<b>Vairuotojas</b>	Aleksander SLITERIS
<b>Komanda</b>	ITTL
<b>Klasė</b>	MICRO
<b>Laikas</b>	14:15
<b>Sesija</b>	Finalas
<b>Faktas</b>	Techninių reikalavimų neatitikimas
<b>Pažeidimas</b>	Klasės techniniai reikalavimai
<b>Sprendimas</b>	Rezultato anuliuojamas

Varžybų komisaras  
Arūnas PUSKUNIGIS

SUSIPAŽINAU  
Komandos atstovas

Ričardas PAŠKEVIČIUS

Kopija: Komandos atstovas  
Varžybų komisaras  
Varžybų sekretorius  
Chronometruotojas  
Oficiali skelbimų lenta

(parašas)

Laikas:

**LKF IV etapas Vilnius**

Micro

Plytinės kartodromas 0,710 Km

Finalas / Final

2017-08-06 14:00

Race (18 Laps)

Lap	Lap Tm	Diff	Time of Day
<b>(126) Tomas RUDOKAS</b>			
1	<b>39.214</b>	+1.639	14:07:00.220
2	<b>39.545</b>	+1.970	14:07:39.765
3	<b>38.728</b>	+1.153	14:08:18.493
4	<b>39.360</b>	+1.785	14:08:57.853
5	<b>41.092</b>	+3.517	14:09:38.945
6	<b>39.211</b>	+1.636	14:10:18.156
7	<b>39.213</b>	+1.638	14:10:57.369
8	<b>38.456</b>	+0.881	14:11:35.825
9	<b>38.886</b>	+1.311	14:12:14.711
10	<b>38.018</b>	+0.443	14:12:52.729
11	<b>37.734</b>	+0.159	14:13:30.463
12	<b>37.734</b>	+0.159	14:14:08.197
13	<b>38.027</b>	+0.452	14:14:46.224
14	<b>37.638</b>	+0.063	14:15:23.862
15	<b>37.749</b>	+0.174	14:16:01.611
16	<b>37.575</b>	-	14:16:39.186
17	<b>37.763</b>	+0.188	14:17:16.949

Lap	Lap Tm	Diff	Time of Day
<b>(111) Laurynas ŽADEIKA</b>			
1	<b>39.572</b>	+1.113	14:06:59.608
2	<b>39.308</b>	+0.849	14:07:38.916
3	<b>38.930</b>	+0.471	14:08:17.846
4	<b>39.459</b>	+1.000	14:08:57.305
5	<b>41.217</b>	+2.758	14:09:38.522
6	<b>39.216</b>	+0.757	14:10:17.738
7	<b>38.674</b>	+0.215	14:10:56.412
8	<b>39.083</b>	+0.624	14:11:35.495
9	<b>41.250</b>	+2.791	14:12:16.745
10	<b>39.874</b>	+1.415	14:12:56.619
11	<b>39.410</b>	+0.951	14:13:36.029
12	<b>38.459</b>	-	14:14:14.488
13	<b>38.570</b>	+0.111	14:14:53.058
14	<b>38.853</b>	+0.394	14:15:31.911
15	<b>38.912</b>	+0.453	14:16:10.823
16	<b>39.221</b>	+0.762	14:16:50.044
17	<b>39.413</b>	+0.954	14:17:29.457

Lap	Lap Tm	Diff	Time of Day
<b>(143) Simas VERŠICKAS</b>			
1	<b>39.282</b>	+0.854	14:06:59.776
2	<b>39.521</b>	+1.093	14:07:39.297
3	<b>38.703</b>	+0.275	14:08:18.000
4	<b>39.612</b>	+1.184	14:08:57.612
5	<b>41.200</b>	+2.772	14:09:38.812
6	<b>39.106</b>	+0.678	14:10:17.918
7	<b>38.662</b>	+0.234	14:10:56.580
8	<b>39.014</b>	+0.586	14:11:35.594
9	<b>41.700</b>	+3.272	14:12:17.294
10	<b>39.571</b>	+1.143	14:12:56.865
11	<b>39.371</b>	+0.943	14:13:36.236
12	<b>38.561</b>	+0.133	14:14:14.797
13	<b>38.428</b>	-	14:14:53.225
14	<b>38.809</b>	+0.381	14:15:32.034
15	<b>38.929</b>	+0.501	14:16:10.963
16	<b>39.174</b>	+0.746	14:16:50.137
17	<b>39.465</b>	+1.037	14:17:29.602

Lap	Lap Tm	Diff	Time of Day
<b>(115) Dominykas VINOGRODSKIS</b>			
1	<b>40.335</b>	+1.109	14:07:03.124
2	<b>40.019</b>	+0.793	14:07:43.143
3	<b>39.645</b>	+0.419	14:08:22.788
4	<b>39.338</b>	+0.112	14:09:02.126
5	<b>40.789</b>	+1.563	14:09:42.915
6	<b>39.530</b>	+0.304	14:10:22.445
7	<b>39.377</b>	+0.151	14:11:01.822

Lap	Lap Tm	Diff	Time of Day
8	<b>39.501</b>	+0.275	14:11:41.323
9	<b>39.539</b>	+0.313	14:12:20.862
10	<b>39.478</b>	+0.252	14:13:00.340
11	<b>41.043</b>	+1.817	14:13:41.383
12	<b>39.226</b>	-	14:14:20.609
13	<b>39.237</b>	+0.011	14:14:59.846
14	<b>39.847</b>	+0.621	14:15:39.693
15	<b>39.547</b>	+0.321	14:16:19.240
16	<b>39.571</b>	+0.345	14:16:58.811
17	<b>40.228</b>	+1.002	14:17:39.039

Lap	Lap Tm	Diff	Time of Day
<b>(110) Markas USEVIČIUS</b>			
1	<b>40.464</b>	+1.627	14:07:03.611
2	<b>39.834</b>	+0.997	14:07:43.445
3	<b>39.975</b>	+1.138	14:08:23.420
4	<b>39.316</b>	+0.479	14:09:02.736
5	<b>40.460</b>	+1.623	14:09:43.196
6	<b>39.396</b>	+0.559	14:10:22.592
7	<b>39.382</b>	+0.545	14:11:01.974
8	<b>39.547</b>	+0.710	14:11:41.521
9	<b>39.544</b>	+0.707	14:12:21.065
10	<b>39.484</b>	+0.647	14:13:00.549
11	<b>41.751</b>	+2.914	14:13:42.300
12	<b>38.837</b>	-	14:14:21.137
13	<b>39.395</b>	+0.558	14:15:00.532
14	<b>39.327</b>	+0.490	14:15:39.859
15	<b>39.548</b>	+0.711	14:16:19.407
16	<b>39.696</b>	+0.859	14:16:59.103
17	<b>40.139</b>	+1.302	14:17:39.242

Lap	Lap Tm	Diff	Time of Day
<b>(139) Titas PEČKUS</b>			
1	<b>48.548</b>	+2.468	14:07:17.597
2	<b>47.890</b>	+1.810	14:08:05.487
3	<b>48.463</b>	+2.383	14:08:53.950
4	<b>50.897</b>	+4.817	14:09:44.847
5	<b>47.843</b>	+1.763	14:10:32.690
6	<b>49.318</b>	+3.238	14:11:22.008
7	<b>47.387</b>	+1.307	14:12:09.395
8	<b>47.155</b>	+1.075	14:12:56.550
9	<b>49.418</b>	+3.338	14:13:45.968
10	<b>46.716</b>	+0.636	14:14:32.684
11	<b>46.080</b>	-	14:15:18.764
12	<b>48.290</b>	+2.210	14:16:07.054
13	<b>48.717</b>	+2.637	14:16:55.771


Lap	Lap Tm	Diff	Time of Day
<b>(188) Aleksander SLITERIS</b>			
1	<b>40.433</b>	+2.673	14:07:03.423
2	<b>39.834</b>	+2.074	14:07:43.257
3	<b>39.692</b>	+1.932	14:08:22.949
4	<b>39.331</b>	+1.571	14:09:02.280
5	<b>40.011</b>	+2.251	14:09:42.291
6	<b>38.361</b>	+0.601	14:10:20.652
7	<b>37.963</b>	+0.203	14:10:58.615
8	<b>37.854</b>	+0.094	14:11:36.469
9	<b>40.472</b>	+2.712	14:12:16.941
10	<b>39.098</b>	+1.338	14:12:56.039
11	<b>37.954</b>	+0.194	14:13:33.993
12	<b>37.760</b>	-	14:14:11.753
13	<b>37.847</b>	+0.087	14:14:49.600
14	<b>37.902</b>	+0.142	14:15:27.502
15	<b>38.263</b>	+0.503	14:16:05.765
16	<b>37.975</b>	+0.215	14:16:43.740
17	<b>38.102</b>	+0.342	14:17:21.842

**LKF IV etapas Vilnius**

Micro

Plytinės kartodromas 0,710 Km

Etapo Taškai



Pos	No. Team	Name	Nat	pus	fin	Total points	
<b>MICRO</b>							
1	126	<b>LENKTYNIŲ Linija</b>	Tomas RUDOKAS	LTU	12	30	42
2	111	<b>PILĖNAI</b>	Laurynas ŽADEIKA	LTU	15	24	39
3	143	<b>LENKTYNIŲ Linija</b>	Simas VERŠICKAS	LTU	10	20	30
4	115	<b>ARTKART</b>	Dominykas VINOGRODSKIS	LTU	9	18	27
5	110	<b>PASKE Racing</b>	Markas USEVIČIUS	LTU	8	16	24
6	188	<b>ITTL</b>	Aleksander SLITERIS	LTU	0	0	0
7	177	<b>ITTL</b>	Edgaras KELMAS	LTU	0	0	0
<b>MICRO (neisk)</b>							
1	139	<b>LENKTYNIŲ Linija</b>	Titas PEČKUS	LTU	0	0	0



LIETUVOS  
KARTINGO  
FEDERACIJA

## LKF ČEMPIONATAS

Season: 2017 (MICRO)

Pos	No. Name	Total	Diff	Gap	1 etapas		2 etapas		3 etapas		4 etapas		5 etapas	
					Pus	Fin	Pus	Fin	Pus	Fin	Pus	Fin	Pus	Fin
1	111 Laurynas ŽADEIKA	155	0	0	12	24	15	20	15	30	15	24		
2	101 Dovydas GUDELEVIČIUS	93	62	62	15	30	12	24	12	0	x	x		
3	110 Markas USEVIČIUS	54	101	39	x	x	x	x	10	20	8	16		
4	126* Tomas RUDOKAS	42	113	12	x	x	x	x	x	x	12	30		
5	188 Aleksander SLITERIS	30	125	12	x	x	0	30	x	x	0	0		
6	143 Simas VERŠICKAS	30	125	0	x	x	x	x	x	x	10	20		
7	126 Markas ŠILKŪNAS	27	128	3	x	x	x	x	9	18	x	x		
8	115 Dominykas VINOGRODSKIS	27	128	0	x	x	x	x	x	x	9	18		
9	177 Edgaras KELMAS	24	131	3	x	x	0	0	0	24	0	0		
10	184 Ažuolas JOTAUTAS	0	155	24	0	0	x	x	x	x	x	x		
11	171 Tomas Veilentas	0	155	0	x	x	x	x	0	x	x	x		

### Legend

1 1st place

2 2nd place

3 3rd place

2017-05-07	LKF ČEMPIONATAS, 1 ETAPAS, ANYKŠČIAI
2017-06-04	LKF ČEMPIONATAS, 2 ETAPAS, ELEKTRĖNAI
2017-06-25	LKF ČEMPIONATAS, 3 ETAPAS, AUKŠTADVARIS
2017-08-06	LKF ČEMPIONATAS, 4 ETAPAS, VILNIUS
2017-09-03	LKF ČEMPIONATAS, 5 ETAPAS, SMALININKAI